



Consolidated Financial Statements

Municipality of the District of Digby

March 31, 2024

# Contents

	<u>Page</u>
Independent Auditor's Report	1 - 2
Management's Responsibility for Financial Reporting	3
Consolidated Statement of Operations and Accumulated Surplus	4
Consolidated Statement of Financial Position	5
Consolidated Statement of Change in Net Financial Assets	6
Consolidated Statement of Cash Flow	7
Schedules to Consolidated Statement of Operations	8-12
Notes to the Consolidated Financial Statements	13-27

# Independent Auditor's Report

Her Worship the Warden and Members of Council of the Municipality of the District of Digby

## Opinion

We have audited the consolidated financial statements of the Municipality of the District of Digby ("the Municipality"), which comprise the consolidated statement of financial position as at March 31, 2024, and the consolidated statements of operations, change in net assets and cash flow for the year then ended, and notes to the consolidated financial statements, including a summary of significant accounting policies.

In our opinion, the accompanying consolidated financial statements present fairly, in all material respects, the financial position of the Municipality of the District of Digby as at March 31, 2024, and its results of operations, its changes in its net assets, and its cash flow for the year then ended in accordance with Canadian public sector accounting standards.

## Basis for Opinion

We conducted our audit in accordance with Canadian generally accepted auditing standards. Our responsibilities under those standards are further described in the *Auditor's Responsibilities for the Audit of the Consolidated Financial Statements* section of our report. We are independent of the Municipality in accordance with the ethical requirements that are relevant to our audit of the consolidated financial statements in Canada, and we have fulfilled our other ethical responsibilities in accordance with these requirements. We believe that the audit evidence we have obtained is sufficient and appropriate to provide a basis for our opinion.

## Other matter

Our audit was conducted for the purpose of forming an opinion on the consolidated financial statements taken as a whole. The supplementary information included on Pages 8-12 is presented for purposes of additional information and is not a required part of the consolidated financial statements. Such supplementary information has been subjected to the auditing procedures applied, only to the extent necessary to express an opinion in the audit of the consolidated financial statements taken as a whole.

## Responsibilities of Management and Those Charged with Governance for the Consolidated Financial Statements

Management is responsible for the preparation and fair presentation of these consolidated financial statements in accordance with Canadian public sector accounting standards, and for such internal control as management determines is necessary to enable the preparation of consolidated financial statements that are free from material misstatement, whether due to fraud or error.

In preparing the consolidated financial statements, management is responsible for assessing the Municipality's ability to continue as a going concern, disclosing, as applicable, matters related to a going concern and using the going concern basis of accounting unless management either intends to liquidate the Municipality or to cease operations, or has no realistic alternative but to do so.

Those charged with governance are responsible for overseeing the Municipality's financial reporting process.

### **Auditor's Responsibilities for the Audit of the Consolidated Financial Statements**

Our objectives are to obtain reasonable assurance about whether the consolidated financial statements as a whole are free from material misstatement, whether due to fraud or error, and to issue an auditor's report that includes our opinion. Reasonable assurance is a high level of assurance but is not a guarantee that an audit conducted in accordance with Canadian generally accepted auditing standards will always detect a material misstatement when it exists. Misstatements can arise from fraud or error and are considered material if, individually or in the aggregate, they could reasonably be expected to influence the economic decisions of users taken on the basis of these consolidated financial statements.

As part of an audit in accordance with Canadian generally accepted auditing standards, we exercise professional judgment and maintain professional skepticism throughout the audit. We also:

- Identify and assess the risks of material misstatement of the consolidated financial statements, whether due to fraud or error, design and perform audit procedures responsive to those risks, and obtain audit evidence that is sufficient and appropriate to provide a basis for our opinion. The risk of not detecting a material misstatement resulting from fraud is higher than for one resulting from error, as fraud may involve collusion, forgery, intentional omissions, misrepresentations, or the override of internal control.
- Obtain an understanding of internal control relevant to the audit in order to design audit procedures that are appropriate in the circumstances, but not for the purpose of expressing an opinion on the effectiveness of the Municipality's internal control.
- Evaluate the appropriateness of accounting policies used and the reasonableness of accounting estimates and related disclosures made by management.
- Conclude on the appropriateness of management's use of the going concern basis of accounting and, based on the audit evidence obtained, whether a material uncertainty exists related to events or conditions that may cast significant doubt on the Municipality's ability to continue as a going concern. If we conclude that a material uncertainty exists, we are required to draw attention in our auditor's report to the related disclosures in the consolidated financial statements or, if such disclosures are inadequate, to modify our opinion. Our conclusions are based on the audit evidence obtained up to the date of our auditor's report. However, future events or conditions may cause the Municipality to cease to continue as a going concern.
- Evaluate the overall presentation, structure and content of the consolidated financial statements, including the disclosures, and whether the consolidated financial statements represent the underlying transactions and events in a manner that achieves fair presentation.

We communicate with those charged with governance regarding, among other matters, the planned scope and timing of the audit and significant audit findings, including any significant deficiencies in internal control that we identify during our audit.

*Grant Thornton LLP*

Digby, Canada  
July 23, 2024

Chartered Professional Accountants

## Management's Responsibility for the Consolidated Financial Statements


The consolidated financial statements have been prepared by management in accordance with Canadian public sector accounting standards, and the integrity and objectivity of these statements are management's responsibility. Management is also responsible for all of the notes to the consolidated financial statements and schedules, and for ensuring that this information is consistent, where appropriate, with the information contained in the consolidated financial statements. A summary of the significant accounting policies are described in Note 1 to the consolidated financial statements. The preparation of consolidated financial statements necessarily involves the use of estimates based on management's judgment, particularly when transactions affecting the current accounting period cannot be finalized with certainty until future periods.


Management is also responsible for implementing and maintaining a system of internal controls to provide reasonable assurance that reliable financial information is produced. The internal controls are designed to provide reasonable assurance that assets are safeguarded, transactions are properly authorized and recorded in compliance with legislative and regulatory requirements, and reliable financial information is available on a timely basis for preparation of the consolidated financial statements.

The Council is responsible for ensuring that management fulfills its responsibilities for financial reporting and internal control, and exercises these responsibilities through the Council. The Council reviews internal financial statements on a monthly basis and external audited consolidated financial statements yearly. The Council also discusses any significant financial reporting or internal control matters prior to their approval of the consolidated financial statements.

The external auditors, Grant Thornton LLP, conduct an independent examination, in accordance with Canadian auditing standards, and express their opinion on the consolidated financial statements. The external auditors have full and free access to financial management of the Municipality of the District of Digby and meet when required. The accompanying Auditor's Report outlines their responsibilities, the scope of their examination and their opinion on the consolidated financial statements.

On behalf of the Municipality of the District of Digby

  
Warden

  
CAO

**Municipality of the District of Digby**  
**Consolidated Statement of Operations and Accumulated Surplus**

Year Ended March 31

2024

2023

	<u>Page</u>	<u>Budget</u>	<u>Actual</u>	<u>Actual</u>
<b>Revenue</b>				
Taxes	8	\$ 6,604,342	\$ 6,759,933	\$ 6,229,208
Grants in lieu of taxes	9	1,059,212	1,060,862	922,686
Services provided to other governments	9	101,118	101,118	88,521
Sales of service	9	136,933	133,234	125,876
Other revenue from own sources	9	808,314	1,229,967	948,903
Unconditional transfers from other governments	9	356,150	356,409	357,168
Conditional transfers from other governments	9	804,441	847,125	371,518
		<u>9,870,510</u>	<u>10,488,648</u>	<u>9,043,880</u>
<b>Expenditures</b>				
General government services	10	2,003,298	1,917,296	1,929,760
Protective services	11	3,215,109	2,989,252	2,847,577
Transportation services	11	946,705	937,574	809,793
Environmental health services	12	1,752,181	1,729,293	1,682,216
Environmental development services	12	974,276	836,536	703,217
Recreational and cultural services	12	778,190	703,869	647,879
		<u>9,669,759</u>	<u>9,113,820</u>	<u>8,620,442</u>
Annual surplus before the undernoted		200,751	1,374,828	423,438
Loss on disposal of tangible capital assets		-	(28,640)	(32,682)
Settlement of asset retirement obligations		-	59,575	-
Annual surplus		<u>\$ 200,751</u>	1,405,763	390,756
Accumulated surplus, beginning of the year			<u>17,926,791</u>	<u>17,536,035</u>
Accumulated surplus, end of the year			<u>\$ 19,332,554</u>	<u>\$ 17,926,791</u>

See accompanying notes and schedules to the consolidated financial statements.

**Municipality of the District of Digby  
Consolidated Statement of Financial Position**

March 31

2024

2023

**Financial Assets**

Cash and cash equivalents	\$ 6,580,889	\$ 6,467,646
Reserve funds - Treasury Account	4,654,767	3,757,281
Tax sale surplus bank (Note 4)	955,469	871,507
Receivables (Note 2)	1,473,092	1,243,650
Pension benefit excess (Note 11)	623,290	572,268
	<u>14,287,507</u>	<u>12,912,352</u>

**Liabilities**

Tax sale surplus (Note 4)	955,469	871,507
Payables and accruals	771,950	876,523
Payable to fire departments	434,296	405,034
Asset Retirement Obligations	476,106	516,930
Deferred revenue (Note 6)	3,124,370	3,238,398
Long term debt (Note 7)	207,000	386,000
	<u>5,969,191</u>	<u>6,294,392</u>

**Net Financial Assets**

	<u>8,318,316</u>	<u>6,617,960</u>
--	------------------	------------------

**Non-Financial Assets**

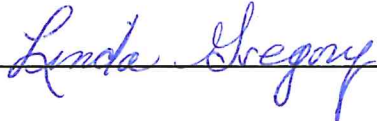
Tangible capital assets (Note 5)	<u>11,014,238</u>	<u>11,308,831</u>
----------------------------------	-------------------	-------------------


**Accumulated Surplus**

	<u>\$ 19,332,554</u>	<u>\$ 17,926,791</u>
--	----------------------	----------------------

Commitments and contingencies (Notes 8 and 9)

On behalf of the Municipality of the District of Digby:

  
\_\_\_\_\_  
Warden

  
\_\_\_\_\_  
CAO

See accompanying notes and schedules to the consolidated financial statements.

**Municipality of the District of Digby**  
**Consolidated Statement of Change in Net Financial Assets**

Year Ended March 31

2024

2023

	<u>Budget</u>	<u>Actual</u>	<u>Actual</u>
Annual surplus	\$ 200,751	\$ 1,405,763	\$ 390,756
Acquisition of tangible capital assets	(481,000)	(365,159)	(727,168)
Loss on disposal of tangible capital assets	-	28,640	32,683
Proceeds on disposal of tangible capital assets	-	23,400	-
Amortization of tangible capital assets	<u>577,901</u>	<u>607,712</u>	<u>603,363</u>
Increase in net financial assets	<u>\$ 297,652</u>	1,700,356	299,634
Net financial assets, beginning of year		<u>6,617,960</u>	<u>6,318,326</u>
Net financial assets, end of year		<u>\$ 8,318,316</u>	<u>\$ 6,617,960</u>

See accompanying notes and schedules to the consolidated financial statements.

**Municipality of the District of Digby**  
**Consolidated Statement of Cash Flow**

Year Ended March 31

2024

2023

**Operating Activities**

Annual surplus	\$ 1,405,763	\$ 390,756
Changes in non-cash working capital		
Loss on disposal of tangible capital assets	28,640	32,683
Accretion expense	18,751	20,360
Amortization of tangible capital assets	607,712	603,363
Increase in treasury account	(897,486)	(267,533)
Increase in tax sale surplus bank	(83,962)	(172,073)
Increase in receivables	(229,442)	(155,476)
(Increase) decrease in pension benefit excess	(51,022)	66,849
Increase in tax sale surplus	83,962	172,073
(Decrease) increase in payables	(104,573)	246,016
Increase in payable to fire departments	29,262	102,793
Recognition of asset retirement obligations	-	496,570
Settlement of asset retirement obligations	(59,575)	-
(Decrease) increase in deferred revenue	(114,028)	818,613
	<u>634,002</u>	<u>2,354,994</u>

**Investing Activities**

Proceeds on disposal of tangible capital assets	23,400	-
Acquisition of tangible capital assets	(365,159)	(727,168)
	<u>(341,759)</u>	<u>(727,168)</u>

**Financing Activities**

Repayment of long term debt	(179,000)	(179,000)
-----------------------------	-----------	-----------

Change in net cash and cash equivalents 113,243 1,448,826

Cash and cash equivalents

Beginning of year	6,467,646	5,018,820
End of year	\$ <u>6,580,889</u>	\$ <u>6,467,646</u>

See accompanying notes and schedules to the consolidated financial statements.

**Municipality of the District of Digby**  
**Schedules to Consolidated Statement of Operations**

Year Ended March 31

2024

2023

**REVENUE**

	<u>Budget</u>	<u>Actual</u>	<u>Actual</u>
<b>Taxes</b>			
Assessable property			
Residential	\$ 6,187,918	\$ 6,186,191	\$ 5,534,305
Commercial property	1,015,072	1,015,121	922,892
Resource			
Taxable assessments	406,162	403,336	382,531
Recreational	2,141	2,360	2,248
Forest (less than 50,000 acres)	22,659	22,596	22,380
Forest (50,000 acres or more)	31,978	31,978	32,810
Collection for other municipalities	289,016	288,839	259,261
Protective services	1,664	1,657	1,670
Sidewalks	12,048	12,048	11,088
Street light rate	92,016	91,921	83,351
Digby Neck fire rate	33,429	33,242	30,636
Smith's Cove fire rate	32,889	32,927	29,364
Freeport fire rate	8,972	8,970	8,086
Tiverton fire rate	6,355	6,353	5,775
Westport fire rate	7,761	7,763	7,019
Brighton/Barton fire rate	65,535	65,082	57,637
Plympton fire rate	21,045	21,063	19,048
Weymouth fire rate	37,523	37,629	33,735
Bear River fire rate	16,073	16,053	14,183
Digby fire rate	81,544	81,373	74,007
Southville fire rate	14,490	14,468	12,711
J Class road rate	-	-	864
Sewage charges	219,630	217,236	216,367
Business property			
Based on revenue (Aliant)	35,705	35,705	35,976
NS Power HST rebate	16,000	11,360	16,236
Other taxes			
Deed transfer tax	220,000	372,671	493,863
Wind turbine tax	206,469	206,470	204,425
Transmission of taxes collected for other governments and bodies			
Fire Departments	(319,102)	(319,102)	(287,023)
Village supply	(284,326)	(283,544)	(255,027)
Deficit of Digby Housing Authority	(41,000)	(26,509)	(35,835)
Transfer to Correctional Services	(103,448)	(103,448)	(103,791)
Education expenses as a reduction of tax revenue			
Appropriation to Regional Centre for Education	<u>(1,731,876)</u>	<u>(1,731,876)</u>	<u>(1,601,584)</u>
	<u>\$ 6,604,342</u>	<u>\$ 6,759,933</u>	<u>\$ 6,229,208</u>

See accompanying notes and schedules to the consolidated financial statements.

**Municipality of the District of Digby**  
**Schedules to Consolidated Statement of Operations**  
Year Ended March 31

	2024		2023
	<u>Budget</u>	<u>Actual</u>	<u>Actual</u>
<b>Grants in Lieu of Taxes</b>			
Federal government	\$ 28,819	\$ 26,414	\$ 27,116
Provincial government			
Crown timberland	62,150	62,019	62,020
Department of Energy	2,133	2,155	2,133
Provincial property and supported institutions	69,000	72,867	67,262
Conservation properties	6,413	6,710	6,413
Nova Scotia Power Corporation	890,697	890,697	757,742
	<u>\$ 1,059,212</u>	<u>\$ 1,060,862</u>	<u>\$ 922,686</u>
<b>Services Provided to Other Governments</b>	<u>\$ 101,118</u>	<u>\$ 101,118</u>	<u>\$ 88,521</u>
<b>Sales of Service</b>			
General government services	\$ 500	\$ 1,025	\$ 1,100
Protective services	66,474	66,474	51,421
Transportation services (airport)	69,959	65,735	73,355
	<u>\$ 136,933</u>	<u>\$ 133,234</u>	<u>\$ 125,876</u>
<b>Other Revenue From Own Sources</b>			
Licenses and permits	\$ 14,000	\$ 23,580	\$ 21,048
Fines	32,150	39,066	31,188
Return on investment	206,664	551,061	296,027
Interest on taxes	135,000	164,150	141,534
Commercial solid waste fees	122,000	111,305	128,365
Miscellaneous	118,500	63,859	31,713
Canada Community Building Fund interest	-	134,442	74,152
Tax sale excess (20 years)	-	1,089	7,596
Wind turbine revenue	180,000	135,605	214,909
Tax sale fees	-	5,810	2,371
	<u>\$ 808,314</u>	<u>\$ 1,229,967</u>	<u>\$ 948,903</u>
<b>Unconditional Transfers From Other Governments</b>			
Provincial government			
Assessment Act, farm property acreage	\$ 18,034	\$ 18,034	\$ 17,660
Divert NS	4,500	4,759	5,892
Department of Municipal Affairs			
Equalization grants	333,616	333,616	333,616
	<u>\$ 356,150</u>	<u>\$ 356,409</u>	<u>\$ 357,168</u>
<b>Conditional Transfers From Other Governments</b>			
Other			
Lighthouses	\$ 225,000	\$ 225,000	\$ -
Special projects	10,000	36,880	-
Trail project	37,700	43,545	38,501
Safe restart	-	-	10,352
Accessibility	-	-	51,641
Grants for capital projects			
Canada Community-Building Fund	312,614	312,614	91,135
Sustainable Services Growth Fund	191,127	191,127	-
Provincial Government			
Flood line mapping	25,000	35,000	176,876
EMO 911 recovery fee	3,000	2,959	3,013
	<u>\$ 804,441</u>	<u>\$ 847,125</u>	<u>\$ 371,518</u>

See accompanying notes and schedules to the consolidated financial statements.

**Municipality of the District of Digby**  
**Schedules to Consolidated Statement of Operations**

Year Ended March 31

2024

2023

**EXPENDITURES**

	<u>Budget</u>	<u>Actual</u>	<u>Actual</u>
<b>General Government Services</b>			
Legislative			
Warden remuneration	\$ 43,379	\$ 43,379	\$ 41,843
Council remuneration	119,696	119,697	115,459
Council expenses	55,500	41,984	33,026
Other legislative expenses	20,961	14,931	18,788
General administrative			
Administrative	139,003	131,256	120,722
Administrative support staff	376,542	348,950	317,608
Taxations			
By-law exemptions	44,255	41,258	41,478
Bad debts	-	7,267	6,243
Transfers for assessment services	191,242	191,242	191,483
Property tax exemption	60,000	63,751	49,970
Seasonal business reduction	13,155	13,155	9,974
Advertising	28,500	32,421	36,229
Audit and legal	47,000	56,735	44,494
Employee benefits	210,987	213,528	257,878
Pension contributions	83,983	95,983	85,437
Pension adjustment	6,000	(41,897)	67,370
Common services	14,300	14,083	13,041
Insurance	45,452	46,553	37,042
Office operations	20,000	21,492	19,341
Office administration	80,500	73,793	71,293
Technology improvements	56,194	55,956	56,008
Bank and other fees	65,400	74,066	63,242
Other taxes	77,379	77,379	72,939
Conditional transfers to other governments and agencies	29,000	29,000	29,000
Other general government services			
Conventions and travel - administration	15,000	9,619	8,700
Grants to organizations and individuals	130,959	112,804	90,523
	<u>1,974,387</u>	<u>1,888,385</u>	<u>1,899,131</u>
Amortization	<u>28,911</u>	<u>28,911</u>	<u>30,629</u>
	<u>\$ 2,003,298</u>	<u>\$ 1,917,296</u>	<u>\$ 1,929,760</u>

See accompanying notes and schedules to the consolidated financial statements.

**Municipality of the District of Digby**  
**Schedules to Consolidated Statement of Operations**

Year Ended March 31

2024

2023

	<u>Budget</u>	<u>Actual</u>	<u>Actual</u>
<b>Protective Services</b>			
Police protection			
RCMP	\$ 1,953,007	\$ 1,753,007	\$ 1,653,133
Prosecuting attorney	12,000	4,950	10,182
Senior's safety program	20,800	20,800	18,200
Special investigations	5,500	6,494	5,020
Fire protection			
Grants - community fire departments	551,312	550,464	511,370
Hydrants	36,772	36,772	36,772
Emergency measures	12,891	10,441	8,301
Dispatch services	350,862	346,540	328,723
Other			
Animal control	40,422	40,281	37,653
Buildings - salaries	191,190	185,332	182,609
- expenses	35,300	29,118	50,924
	<u>3,210,056</u>	<u>2,984,199</u>	<u>2,842,887</u>
Amortization	<u>5,053</u>	<u>5,053</u>	<u>4,690</u>
	<u>\$ 3,215,109</u>	<u>\$ 2,989,252</u>	<u>\$ 2,847,577</u>
<b>Transportation Services</b>			
Road transport			
Administration	\$ 70,608	\$ 67,626	\$ 63,698
Sidewalk snow & ice removal	14,000	8,643	9,989
Street lighting	40,100	35,290	34,175
Public works - salaries	118,768	111,955	96,900
- expenses	26,000	25,314	22,840
Air transport			
Airport building	42,288	47,789	33,643
Office and telephone	15,550	11,211	12,940
Tractor	10,000	7,765	10,357
Other	2,500	2,457	2,295
Fuel and oil	50,100	41,387	58,498
Maintenance	18,500	23,135	20,280
Administration of public transit			
Kings Transit Authority (Note 12)	355,932	369,049	264,494
Le Transport de Clare Society	30,000	30,000	30,000
	<u>794,346</u>	<u>781,621</u>	<u>660,109</u>
Accretion	-	1,403	4,168
Amortization	<u>152,359</u>	<u>154,550</u>	<u>145,516</u>
	<u>\$ 946,705</u>	<u>\$ 937,574</u>	<u>\$ 809,793</u>

See accompanying notes and schedules to the consolidated financial statements.

**Municipality of the District of Digby**  
**Schedules to Consolidated Statement of Operations**

Year Ended March 31

2024

2023

	<u>Budget</u>	<u>Actual</u>	<u>Actual</u>
<b>Environmental Health Services</b>			
Sewage collection and disposal			
Sewage collection systems	\$ 88,691	\$ 87,811	\$ 50,834
Sewage lift stations	49,430	59,692	91,936
Sewage treatment and disposal	105,202	104,673	109,527
Debenture interest	2,494	2,494	6,369
Solid waste administration	21,396	20,143	20,017
Waste water administration	24,429	20,351	19,118
Garbage and waste collection and disposal			
Garbage and waste collection	<u>1,195,000</u>	<u>1,162,511</u>	<u>1,113,847</u>
	1,486,642	1,457,675	1,411,648
Accretion	-	2,169	1,610
Amortization	<u>265,539</u>	<u>269,449</u>	<u>268,958</u>
	<u>\$ 1,752,181</u>	<u>\$ 1,729,293</u>	<u>\$ 1,682,216</u>
<b>Environmental Development Services</b>			
Community development	\$ 82,750	\$ 77,855	\$ 62,161
Subdivision and planning	100,552	90,676	30,184
Community economic development			
Rural internet	366,503	224,503	-
Western Regional Enterprise Network	44,382	44,382	41,413
Industrial Commission	20,000	20,000	20,000
Tourism	101,000	33,689	24,069
Renewable energy development	58,700	89,129	272,576
Debenture interest	5,991	5,991	7,657
Biogas generator	5,000	4,135	3,024
Wind turbines	<u>85,000</u>	<u>102,889</u>	<u>95,622</u>
	869,878	693,249	556,706
Accretion	-	15,179	14,582
Amortization	<u>104,398</u>	<u>128,108</u>	<u>131,929</u>
	<u>\$ 974,276</u>	<u>\$ 836,536</u>	<u>\$ 703,217</u>
<b>Recreation and Cultural Services</b>			
Administration and programs	\$ 348,547	\$ 348,047	\$ 316,982
Trail coordinator	50,977	46,797	53,827
Parks & trails	79,100	73,125	63,770
Parks & open space	60,000	12,806	12,584
Lighthouses	15,000	9,171	12,955
Heritage programs	95,776	88,747	72,704
Regional library	58,600	58,600	58,600
Digby library	20,000	18,838	10,980
Weymouth library	23,049	20,597	18,336
Westport library	<u>5,500</u>	<u>5,500</u>	<u>5,500</u>
	756,549	682,228	626,238
Amortization	<u>21,641</u>	<u>21,641</u>	<u>21,641</u>
	<u>\$ 778,190</u>	<u>\$ 703,869</u>	<u>\$ 647,879</u>

See accompanying notes and schedules to the consolidated financial statements.

---

**Municipality of the District of Digby**  
**Notes to the Consolidated Financial Statements**  
March 31, 2024

---

**1. Significant accounting policies**

The consolidated financial statements of the Municipality of the District of Digby (the Municipality) are prepared by management in accordance with Canadian public sector accounting standards, as recommended by the Public Sector Accounting Board (PSAB) of the Chartered Professional Accountants of Canada. Significant aspects of the accounting policies adopted by the Municipality are as follows:

**Reporting entity**

The consolidated financial statements reflect the assets, liabilities, revenues, expenditures and changes in fund balances and in financial position of the reporting entity. The reporting entity is comprised of all organizations and enterprises accountable for the administration of their affairs and resources to the Municipality and which are owned or controlled by the Municipality.

Interdepartmental and organizational transactions and balances are eliminated.

**Budget**

The budget figures contained in these consolidated financial statements in Note 14 were approved by Council on May 23, 2023.

**Basis of accounting**

The basis of accounting followed in the financial statement presentation includes revenues in the period in which the transactions or events occurred that gave rise to the revenues and expenditures in the period the goods and services are acquired and a liability is incurred or transfers are due.

**Fund accounting**

Funds within the consolidated financial statements consist of the operating, capital and reserve funds. Transfers between funds are recorded as adjustments to the appropriate fund balance.

- a) Operating Fund – Costs of providing services to the residents of the Municipality are budgeted based on the revenue generated from property tax assessments.
- b) Capital Fund – The capital fund contains the capital assets which are funded from long term financing and from operations.
- c) Reserve Funds – The reserve funds are restricted funds set by the Municipality for specific projects and are approved by council.

**Valuation allowance**

*Uncollected taxes and rates*

The Municipality provides a valuation allowance for estimated losses that will be incurred in collecting receivables outstanding through a combination of specific account identification and allowing for 5% of outstanding taxes.

**Cash and cash equivalents**

Cash and cash equivalents include cash on hand, balances with banks and short term deposits with original maturities of three months or less. Bank borrowings are considered to be financing activities.

---

**Municipality of the District of Digby**  
**Notes to the Consolidated Financial Statements**  
March 31, 2024

---

**1. Significant accounting policies (continued)**

**Measurement uncertainty**

The preparation of financial statements in conformity with Canadian generally accepted accounting principles requires management to make estimates and assumptions that affect the reported amounts of assets and liabilities, the disclosure of contingent assets and liabilities at the date of the financial statements and the reported amounts of revenues and expenses during the reporting year. Items requiring the use of significant estimates include the useful life of capital assets, rates for amortization, and asset retirement obligations.

Additionally, the Municipality's implementation of PS 3280 Asset retirement obligations has resulted in the requirement for management to make estimates regarding the useful lives of affected tangible capital assets and the expected retirement costs, as well as timing and duration of these retirement costs.

Estimates are based on the best information available at the time of preparation of the financial statements and are reviewed annually to reflect new information as it becomes available. Measurement uncertainty exists in these financial statements. Actual results could differ from these estimates.

**Revenue recognition**

(a) Tax revenue is property tax billings which are prepared by the Municipality based on assessment rolls issued by Property Valuation Services Corporation. Tax rates are established annually by Municipal Council. Taxation revenues are recorded at the time tax billings are issued. Assessments and the related property taxes are subject to appeal. Any supplementary billing adjustments made necessary by the determination of such changes will be recognized in the fiscal year they are determined. The Municipality is entitled to collect interest on overdue taxes and is recorded in the period the interest is levied.

(b) Revenue from provincial or municipal units without eligibility criteria or stipulations is recognized as revenue by the Municipality when the transfer is authorized. Revenue with eligibility criteria is recognized as revenue by the Municipality when the transfer is authorized and all eligibility criteria have been met. Revenue with stipulations is recognized as revenue by the Municipality when the transfer is authorized and all stipulations have been met.

(c) Other revenue is recorded when it is earned.

**Tangible capital assets**

Tangible capital assets are recorded at cost which includes all amounts that are directly attributable to acquisition, construction, development or betterment of the asset. The cost of the tangible capital asset is amortized on a straight line basis over the estimated useful life as follows:

<b>Asset type</b>	<b>Years</b>
Municipal buildings	40 years
Buildings and plants	25 years
Electronic data equipment	5 years
Small equipment	5 years
Machinery and equipment	15 years
Vehicles	5 years
Streets, roads and curbs	30 years
Sidewalks	25 years
Lagoons	50 years
Sanitary sewer lines	50 years
Street Lights	25 years
Wind turbines	20 years

---

**Municipality of the District of Digby**  
**Notes to the Consolidated Financial Statements**  
March 31, 2024

---

**1. Significant accounting policies (continued)**

**Tangible capital assets (continued)**

Assets under construction are not amortized until the asset is available for productive use. Funding related to the purchase of capital assets is recorded as revenue when received. School buildings formally under operational control of the Municipality have not been recorded as tangible capital assets, as it is more likely than not they would be sold and not put into municipal use.

**Contaminated sites**

The Municipality follows Public Sector Accounting Section 3260 Liability for Contaminated Sites, which establishes the recognition, measurement and disclosure requirements for reporting liabilities associated with the remediation of contaminated sites. Management has reviewed all potential sites that are owned for application to this section and has concluded there is no known liability at this time.

**Related party transactions**

The Municipality follows Public Sector Accounting Section 2200, Related Party Transactions, which establishes the disclosure requirements for reporting related party transactions. Management has determined that there are no transactions to disclose at this time.

**Contractual rights**

The Municipality follows Public Sector Accounting Section 3380, Contractual Rights, which establishes the disclosure requirements for contractual rights. Management has determined that there are no contractual rights to disclose at this time.

**Restructuring transactions**

The Municipality follows Public Sector Accounting Section 3430, Restructuring Transactions, which establishes the disclosure requirements for restructuring transactions. Management has determined that there are no transactions to disclose at this time.

**Asset retirement obligation**

An asset retirement obligation is recognized when, as at the financial reporting date, all of the following criteria are met:

- a) There is a legal obligation to incur retirement costs in relation to a tangible capital asset;
- b) The past transaction or event giving rise to the liability has occurred;
- c) It is expected that future economic benefit will be given up; and
- d) A reasonable estimate of the amount can be made.

The liability for the closure and decommissioning of wind turbines, transfer station and fuel containers has been recognized based on estimated future expenses. The liability associated with the remediation of contaminants present within buildings/land owned by the Municipality has also been recognized based on estimated future expenses on closure of the sites and post-closure care.

The liability is discounted using a present value calculation and adjusted annually for accretion expense. The recognition of a liability resulted in an accompanying increase to the respective capital assets. The increase to tangible capital assets is being amortized in accordance with the amortization accounting policies.

---

**Municipality of the District of Digby**  
**Notes to the Consolidated Financial Statements**

March 31, 2024

---

**1. Significant accounting policies (continued)**

**Employee benefit plans**

The Municipality provides certain employment benefits to employees. The Municipality provides benefits for sick leave under the following conditions:

- a) Full time employees receive an initial sick leave allowance of 216 hours on the date their employment commences and earn an additional 9 hours per month, up to a maximum of 900 hours;
- b) Sick leave can be used only for paid time off for illness or medical appointments of the employee. Sick leave taken off, in time, is paid at the employee's normal rate of pay.
- c) Sick leave will not be paid out when an employee is dismissed, retires, or otherwise ceased employment with the Municipality.

**Financial instruments**

*Initial measurement*

Financial instruments are measured at fair value when issued or acquired. For financial instruments subsequently measured at cost or amortized cost, fair value is adjusted by the amount of the related financing fees and transaction costs. Transaction costs and financing fees relating to financial instruments that are measured subsequently at fair value are recognized in operations in the year in which they are incurred. Financial instruments consist of receivables, receivables from the Province of Nova Scotia and federal government, bank indebtedness, and payables.

*Subsequent measurement*

At each reporting date, the Municipality measures its financial assets and liabilities at cost or amortized cost (less impairment in the case of financial assets), except for investments, which must be measured at fair value. The Municipality uses the effective interest rate method to amortize any premiums, discounts, transaction fees and financing fees to the statement of operations. The financial instruments measured at amortized cost are bank indebtedness, receivables, payables and accruals, and loans payable.

For financial assets measured at cost or amortized cost, the Municipality regularly assesses whether there are any indications of impairment. If there is an indication of impairment, and the Municipality determines there is significant adverse change in the expected timing or amount of future cash flows from the financial asset, it recognizes an impairment loss in the statement of operations. Any reversals of previously recognized impairment losses are recognized in operations in the year the reversal occurs.

Unless otherwise noted, it is managements opinion that the Municipality is not exposed to significant interest or credit risk arising from financial instruments.

---

**Municipality of the District of Digby**  
**Notes to the Consolidated Financial Statements**  
March 31, 2024

<b>2. Receivables</b>			<u>2024</u>	<u>2023</u>
Taxes receivable	<u>Current Year</u>	<u>Prior Years</u>	<u>Total</u>	<u>Total</u>
Balance, beginning of year	\$ -	\$ 797,275	\$ 797,275	\$ 651,976
Current year's levy	<u>8,273,283</u>	<u>-</u>	<u>8,273,283</u>	<u>7,468,903</u>
	8,273,283	797,275	9,070,558	8,120,879
Add				
Interest	<u>164,150</u>	<u>-</u>	<u>164,150</u>	<u>141,534</u>
	8,437,433	797,275	9,234,708	8,262,413
Deduct				
Current year's collections	<u>(7,660,292)</u>	<u>(656,990)</u>	<u>(8,317,282)</u>	<u>(7,465,138)</u>
Balance, end of year	<u>\$ 777,141</u>	<u>\$ 140,285</u>	<u>917,426</u>	<u>797,275</u>
Fire Departments			194,803	181,603
Town of Digby			36,081	29,438
HST			51,657	41,010
PACE program			144,052	101,595
Province of Nova Scotia			7,536	48,898
Digby Ground Search and Rescue			39,872	6,250
Other			<u>110,863</u>	<u>60,529</u>
			1,502,290	1,266,598
Asset valuation allowance for uncollectible taxes and other			<u>(29,198)</u>	<u>(22,948)</u>
			<u>\$ 1,473,092</u>	<u>\$ 1,243,650</u>

**3. Bank indebtedness**

The Municipality has an unsecured line of credit with a limit of \$1,000,000, and an interest rate of prime minus 0.75%, none of which is used at March 31, 2024 (2023 – nil).

**4. Tax sale surplus**

After a twenty year period of holding these funds in trust has expired, the cash will be transferred to the special reserve.

**Municipality of the District of Digby**  
**Notes to the Consolidated Financial Statements**  
March 31, 2024

**5. Tangible capital assets**

	Opening Cost	Asset Retirement Obligations	Additions	Disposals	Ending Cost
Land	\$ 319,895	\$ -	\$ -	\$ -	319,895
Municipal buildings	2,505,301	(6,403)	201,660	-	2,700,558
Buildings - plant	2,077,145	(50,827)	56,930	-	2,083,248
Electronic data equipment	155,479	-	-	-	155,479
Small equipment	241,033	-	-	-	241,033
Machinery and equipment	2,399,237	-	-	-	2,399,237
Vehicles	201,852	-	85,920	(66,494)	221,278
Streets, roads and curbs	1,255,956	-	20,649	-	1,276,605
Sidewalks	227,773	-	-	-	227,773
Wind turbines	1,640,637	-	-	-	1,640,637
Street lights	716,332	-	-	-	716,332
Lagoons	1,499,085	-	-	-	1,499,085
Sanitary sewer lines	7,015,305	-	-	-	7,015,305
	<u>\$ 20,255,030</u>	<u>\$ (57,230)</u>	<u>\$ 365,159</u>	<u>\$ (66,494)</u>	<u>\$ 20,496,465</u>

	Opening Accumulated Amortization	Amortization	Disposals	Ending Accumulated Amortization
Municipal buildings	\$ 1,383,613	\$ 53,645	\$ (1,281)	\$ 1,435,977
Buildings - plant	1,165,562	92,200	(3,909)	1,253,853
Electronic data equipment	148,261	3,842	-	152,103
Small equipment	211,482	14,777	-	226,259
Machinery and equipment	1,149,639	114,243	-	1,263,882
Vehicles	151,477	17,826	(66,494)	102,809
Streets, roads and curbs	989,943	17,944	-	1,007,887
Sidewalks	172,254	9,111	-	181,365
Wind turbines	407,518	87,960	-	495,478
Street lights	229,472	28,652	-	258,124
Lagoons	578,215	29,982	-	608,197
Sanitary sewer lines	2,358,763	137,530	-	2,496,293
	<u>\$ 8,946,199</u>	<u>\$ 607,712</u>	<u>\$ (71,684)</u>	<u>\$ 9,482,227</u>

	NBV 2024	NBV 2023
Land	\$ 319,895	\$ 319,895
Municipal buildings	1,264,581	1,121,688
Buildings - plant	829,395	911,583
Electronic data equipment	3,376	7,218
Small equipment	14,774	29,551
Machinery and equipment	1,135,355	1,249,598
Vehicles	118,469	50,375
Streets, roads and curbs	268,718	266,013
Sidewalks	46,408	55,519
Wind turbines	1,145,159	1,233,119
Street lights	458,208	486,860
Lagoons	890,888	920,870
Sanitary sewer lines	4,519,012	4,656,542
	<u>\$ 11,014,238</u>	<u>\$ 11,308,831</u>

**Municipality of the District of Digby**  
**Notes to the Consolidated Financial Statements**  
 March 31, 2024

**6. Deferred revenue**

Funds received with specific spending criteria and stipulations, are recorded in deferred revenue until these funds are spent on eligible expenditures. Canada Community-Building Fund (CCBF) monies must be held in special reserve accounts until spent on specific expenditures in accordance with the Canada – Nova Scotia Gas Tax Agreement. Safe Restart funds must be held in special reserve accounts until spent on specific expenditures in accordance with the Safe Restart Agreement. The deferred revenue balance changed during the year as follows:

	<u>2024</u>	<u>2023</u>
Opening CCBF balance	\$ 2,289,763	\$ 1,999,681
Funding received	397,585	381,217
Eligible expenditures	<u>(312,614)</u>	<u>(91,135)</u>
Ending CCBF balance	2,374,734	2,289,763
Safe Restart funds	175,528	175,528
Tax prepayments	260,714	268,586
Sustainable Services Growth Fund	<u>313,394</u>	<u>504,521</u>
Total deferred revenue	\$ <u>3,124,370</u>	\$ <u>3,238,398</u>

**7. Long term debt**

	<u>2024</u>	<u>2023</u>
NS Dept. of Finance & Treasury Board debenture, bearing interest at rates from 2.46% to 3.614%, repayable in annual instalments of \$110,000 plus interest, matured in 2024.	\$ -	\$ 110,000
NS Dept. of Finance & Treasury Board debenture, bearing interest at rates from 1.441% to 2.925%, repayable in annual instalments of \$69,000 plus interest, maturing in 2027.	<u>207,000</u>	<u>276,000</u>
	\$ <u>207,000</u>	\$ <u>386,000</u>

Principal repayments during the next three years are due as follows:

2025	\$	69,000
2026	\$	69,000
2027	\$	69,000

All long term debt outstanding at year end has been properly authorized by the Department of Municipal Affairs.

Interest expense on the long term debt during the year was \$8,485.

---

**Municipality of the District of Digby**  
**Notes to the Consolidated Financial Statements**  
March 31, 2024

---

**8. Commitments**

**Boards in which the Municipality of the District of Digby has less than 100% interest**

The Municipality is required to finance the operations of various boards and commissions, along with other municipal units.

**Digby Housing Authority**

Under an agreement between Canada Mortgage and Housing Corporation, the Nova Scotia Department of Housing, the Municipality, Town of Digby and the Digby Housing Authority, the Digby Housing Authority has lease title to certain housing properties for control, operation, management and administration.

The equity in operations, amortization expense and advances for each project is determined under the respective agreements.

The Municipality's net share of the 2024 operating deficit of the Digby Housing Authority which has been included in current expenditures was \$26,509 (2023 - \$35,835).

**Regional Library**

During the year ended March 31, 2024, the Municipality paid \$58,600 (2023 - \$58,600) to the Regional Library.

**Digby and Area Recreation Facility**

During the year ended March 31, 2024, the Municipality paid \$335,547 (2023 - \$301,789) as its share of operations for the Digby and Area Recreation Facility.

**Digby Development Agency**

During the year ended March 31, 2024, the Municipality paid \$20,000 (2023 - \$20,000) as its share of operations for the Digby Development Agency.

**Western Regional Enterprise Network**

During the year ended March 31, 2024, the Municipality contributed \$44,382 (2023 - \$41,413) to the Western Regional Enterprise Network.

**Provincial police service agreement**

The Municipality has entered into the Provincial Agreement to receive policing services for the period April 1, 2014 to March 31, 2032. The Municipality will be responsible for 30% of the cost to provide and maintain the Provincial Police Service. This agreement can be terminated at any point with written notice not less than 24 months prior to termination.

**Curb-side collection and transportation of source separated solid waste**

The Municipality has entered into a contract with Digby Salvage and Disposal Company Limited to collect and transport the Municipality's solid waste. The contract is effective April 1, 2020 to March 31, 2025. The monthly base cost expected for the respective fiscal years for 2021 through 2025 ranges from, \$43,850 to \$49,355. The amounts paid can be adjusted to reflect changes in fuel costs.

**Transportation and disposal of solid waste**

The Municipality has entered into a contract with the Region of Queens Municipality and Waste Check to transport and dispose of the Municipality's solid waste at the solid waste disposal facility in Milton. The contract is effective January 1, 2006 to March 31, 2027. The Municipality pays a transportation and disposal fee from \$64.50 to \$78.25/tonne. The fee may be increased based on the consumer price index for Nova Scotia.

---

**Municipality of the District of Digby**  
**Notes to the Consolidated Financial Statements**

March 31, 2024

---

**8. Commitments (continued)**

**Public transit services**

Effective August 29, 2014, the Municipality has entered into an agreement with the Kings Transit Authority to provide public transportation services. The Municipality is responsible for the net operating costs of the defined route to be paid monthly. This agreement is in effect unless terminated by either party. The expense for the year was \$369,049 (2023 - \$264,494). See Note 12 for detailed breakdown.

---

**9. Contingencies**

The Municipality has revolving term credit in the amount of \$2,000,000 to allow individual fire departments in the Municipality to fund capital purchases (with each advance guaranteed by the Municipality) and to finance capital expenditures of smaller organizations within the Municipality. The following balances are drawn and guaranteed by the Municipality at year end:

	<u>2024</u>	<u>2023</u>
Brighton/Barton Fire Department	\$ 42,500	\$ 59,500
Smith's Cove Fire Department	\$ 171,200	\$ 192,600
Digby Fire Department	\$ 88,207	\$ 132,311

The fire rates are set to take into consideration the repayment of the loans. All payments are up to date, and there is no expectation for loss to the Municipality.

The Municipality has guaranteed a loan for the Digby and Area Recreation Commission in the amount of \$20,508 (2023 - 30,761).

No amounts have been required for these guarantees in the past. Digby Area Recreation Commission is up to date with the payments and there is no expectation for loss to the Municipality.

---

**10. Other matters**

The total remuneration and expense reimbursements to each member of the council and senior management official are as follows:

	<u>2024</u>	<u>2024</u>
<u>Council</u>	<u>Remuneration</u>	<u>Expenses</u>
Gregory, L. - Warden	\$ 43,379	\$ 14,495
Ross, M. - Deputy Warden	\$ 34,498	\$ 7,049
Manzer, G. - Councillor	\$ 28,400	\$ 3,690
Thurber, A. - Councillor	\$ 28,400	\$ 6,440
Tudor, D. - Councillor	\$ 28,400	\$ 4,091
<u>Senior Management</u>		
Chief Administrative Officer	\$ 131,256	\$ 3,240

---

**Municipality of the District of Digby**  
**Notes to the Consolidated Financial Statements**  
 March 31, 2024

**11. Pension plans**

The Municipality contributes to a defined contribution pension plan that covers most of its employees. The plan provides pensions based on accumulated contributions made equally by employees and the Municipality. The expense for the year was \$95,983 (2023 - \$85,437).

The Municipality has a defined benefit plan whereby the spouse of one former employee receives a monthly pension. Actuarial valuations for accounting purposes are performed triennially using a going concern basis. The most recent actuarial valuation was prepared at March 31, 2023 and at that time the pension plan had an accrued benefit excess of \$570,017. The actuarial valuation was based on a number of assumptions about future events. The Municipality's actuary performed an extrapolation of the March 31, 2023 valuation to determine the position of the plan as at March 31, 2024. The accrued benefit excess is estimated to be \$623,290. Benefits paid during the year were \$21,480.

The following summarizes the major assumptions in the 2023 extrapolation:

- the expected inflation rate is 2.30%;
- the discount rate used to determine the accrued benefit obligation is 4.75%;
- the provision for adverse returns is 3.89%; and
- mortality assumption based on CPM2014 projected with mortality improvement scale CPM-B.

**12. Kings Transit Authority**

Kings Transit Authority delivers public transit services on behalf of the Municipality (Note 8). Details of the revenues and expenditures relating to the transit service are as follows:

	<u>2024</u>	<u>2023</u>
<u>Revenue</u>		
Fares	\$ 71,474	\$ 67,713
Grants and other	-	52,859
Municipal contributions	<u>342,643</u>	<u>271,812</u>
	<u>414,117</u>	<u>392,384</u>
<u>Expenses</u>		
Advertising	296	297
Fuel	93,558	106,100
Insurance	14,236	30,475
Management fees	100,046	55,885
Office	6,790	9,081
Rents	8,785	7,986
Repairs and maintenance	42,293	47,750
Salaries and benefits	<u>146,704</u>	<u>137,927</u>
	<u>412,708</u>	<u>395,501</u>
Current year deficit	\$ <u>1,409</u>	\$ <u>(3,117)</u>
Budgeted current year Municipal contributions	\$ 340,333	\$ 271,812
Transit route review	25,599	-
Payment (overpayment) of prior year deficit	<u>3,117</u>	<u>(7,318)</u>
Total Municipal contributions in fiscal period	\$ <u>369,049</u>	\$ <u>264,494</u>

---

**Municipality of the District of Digby**  
**Notes to the Consolidated Financial Statements**  
March 31, 2024

---

**13. Asset retirement obligation**

The Municipality's asset retirement obligation consists of the liability for the closure and decommissioning of wind turbines, removal of above ground fuel tanks, closure and decommissioning of transfer station site, and the remediation of contaminants present within/on buildings or lands owned by the Municipality. These contaminants represent a health hazard upon demolition or to meet environmental standards, and therefore there is a legal obligation for the removal of these contaminants on decommissioning. Following the adoption of PS 3280 - Asset retirement obligations, the Municipality recognized an obligation relating to this decommissioning and remediation as estimated at April 1, 2022. These assets have remaining useful lives of 5-15 years. Estimated costs have been discounted to the present value using a discount rate of 4.1% per annum. On April 1, 2022 the Municipality recognized a \$496,570 asset retirement obligation, representing the original cost of \$889,067, discounted to the present value.

Changes to the asset retirement obligation in the year are as follows:

	<u>2024</u>	<u>2023</u>
Opening balance	\$ 516,930	\$ -
Liability recognized on adoption of PS 3280	-	496,570
Settlement	(59,575)	-
Accretion expense	<u>18,751</u>	<u>20,360</u>
Closing balance	\$ <u>476,106</u>	\$ <u>516,930</u>

---

**Municipality of the District of Digby**  
**Notes to the Consolidated Financial Statements**  
 March 31, 2024

**14. Budget figures**

Public Sector Accounting Standards require a comparison of the results for the period with those originally planned on the same basis as that used for actual results. The fiscal plan in the statement of operations and statement of changes in net assets have been adjusted to be on a consistent basis as actual results. Below is a reconciliation of the figures from the approved fiscal plan to the fiscal plan per the consolidated financial statements. The reconciling items include capital funding from other sources reported as revenue and amortization of tangible capital assets reported as expenses.

	Approved Operating Fiscal Plan	Adjustments	Fiscal Plan Per Financial Statements
<b>Revenues</b>			
Taxes	\$ 6,604,342	\$ -	\$ 6,604,342
Grants in lieu of taxes	1,059,212	-	1,059,212
Services provided to other governments	101,118	-	101,118
Sales of service	136,933	-	136,933
Other revenue from own sources	808,314	-	808,314
Unconditional transfers from other governments	356,150	-	356,150
Conditional transfers from other governments	75,700	728,741	804,441
	<u>9,141,769</u>	<u>728,741</u>	<u>9,870,510</u>
<b>Expenditures</b>			
General government services	1,974,387	28,911	2,003,298
Protective services	3,210,056	5,053	3,215,109
Transportation services	794,346	152,359	946,705
Environmental health services	1,486,642	265,539	1,752,181
Environmental development services	869,878	104,398	974,276
Recreational and cultural services	756,549	21,641	778,190
	<u>9,091,858</u>	<u>577,901</u>	<u>9,669,759</u>
Annual surplus	49,911	150,840	200,751
Approved transfers	<u>(49,911)</u>	<u>49,911</u>	<u>-</u>
Planned annual result	\$ -	\$ 200,751	\$ 200,751

---

## Municipality of the District of Digby

### Notes to the Consolidated Financial Statements

March 31, 2024

---

#### 15. Segmented information

The Municipality is a diversified municipal unit that provides a wide range of services to its citizens. For management reporting purposes, the Municipality's operations and activities are organized and reported by fund. Funds were created for the purpose of recording specific activities to attain certain objectives in accordance with special regulations, restrictions or limitations. Municipal services are provided by departments and their activity is reported in these funds. The services provided by these departments are as follows:

##### General Government Services

This department is responsible for the overall financial and local government administration. Its tasks include tax billings and payments, accounts payable and receivables, budgets and financial statements, the Municipal Government Act, administration and maintenance of bylaws and change of address.

##### Protective Services

This department is responsible for ensuring the safety of the residents. Its tasks include bylaw enforcement, animal control, emergency measures and maintaining the radio dispatch system.

##### Transport Services

This department is responsible for transportation services within the Municipality. Its tasks include maintaining roads and sidewalks, street lighting, maintaining the airport and administering public transit.

##### Environmental Health Services

This department is responsible for the maintenance and operations of waste and sewer services provided to residents and other customers. Its tasks include recycling, composting and sewer hook-up.

##### Environmental Development Services

This department is responsible for the planning and development within the Municipality. Its tasks include developing strategies and planning reports, issuing development permits and approving subdivision applications.

##### Recreation and Cultural Services

This department is responsible for promoting and offering recreation opportunities and activities to the Municipality's residents.

**Municipality of the District of Digby  
Notes to the Consolidated Financial Statements**

March 31, 2024

**15. Segmented information (continued)**

	General Government Services	Protective Services	Transportation Services	Environmental Health Services	Environmental Development Services	Recreation and Cultural Services	2024		2023	
							Consolidated	\$	Consolidated	\$
<b>Revenue</b>										
Taxes	\$ 1,422,103	\$ 2,217,198	\$ 695,421	\$ 1,282,657	\$ 620,478	\$ 522,076	\$ 6,759,933	\$ 6,229,208		
Grants in lieu of taxes	223,177	347,953	109,135	201,292	97,374	81,931	1,060,862	922,686		
Services provided to other governments	21,273	33,166	10,402	19,187	9,281	7,809	101,118	88,521		
Sales of services	1,025	66,474	65,735	-	-	-	133,234	125,876		
Other revenue from own sources	810,327	73,373	16,887	142,451	174,252	12,677	1,229,967	948,903		
Unconditional transfers from other governments	74,979	116,899	36,665	67,626	32,714	27,526	356,409	357,168		
Conditional transfers from other governments	452,509	2,959	31,182	56,930	35,000	268,545	847,125	371,518		
	<u>3,005,393</u>	<u>2,858,022</u>	<u>965,427</u>	<u>1,770,143</u>	<u>969,099</u>	<u>920,564</u>	<u>10,488,648</u>	<u>9,043,880</u>		
<b>Expenditures</b>										
Salaries and benefits	998,497	447,335	111,955	-	43,361	110,096	1,711,244	1,755,101		
Goods and services	535,856	1,792,566	625,098	1,455,181	578,129	572,132	5,558,962	4,892,539		
Amortization	28,911	5,053	155,953	271,618	143,287	21,641	626,463	623,723		
Interest	-	-	-	2,494	5,991	-	8,485	14,026		
Other	354,032	744,298	44,568	-	65,768	-	1,208,666	1,335,053		
	<u>1,917,296</u>	<u>2,989,252</u>	<u>937,574</u>	<u>1,729,293</u>	<u>836,536</u>	<u>703,869</u>	<u>9,113,820</u>	<u>8,620,442</u>		
Surplus (deficit) for the year	\$ <u>1,088,097</u>	\$ <u>(131,230)</u>	\$ <u>27,853</u>	\$ <u>40,850</u>	\$ <u>132,563</u>	\$ <u>216,695</u>	\$ <u>1,374,828</u>	\$ <u>423,438</u>		

Municipality of the District of Digby  
Notes to the Consolidated Financial Statements  
March 31, 2024

16. Reserve funds

	Operating Surplus	Special Capital	Power Board	Sustainable Growth Fund	Doctor Recruitment	Heritage Properties	Election	Gas Tax	Trails	Lighthouses	2024 Total	2023 Total
Revenue												
Interest	\$ -	\$ 1,089	\$ -	\$ -	\$ -	\$ -	\$ -	\$ 134,442	\$ -	\$ -	\$ 135,531	\$ 81,748
Grants	-	-	-	191,127	-	-	-	-	-	225,000	416,127	-
Transfers from (to) other funds	981,176	133,880	-	(191,127)	-	(24,000)	-	-	9,000	(3,450)	905,479	504,175
Annual (deficit) surplus	981,176	134,969	-	-	-	(24,000)	-	134,442	9,000	221,550	1,457,137	585,923
Accumulated surplus, beginning of year	5,450,585	1,303,605	149,379	-	200,000	32,000	28,447	176,870	74,400	53,963	7,469,249	6,883,326
Accumulated surplus, end of year	\$ 6,431,761	\$ 1,438,574	\$ 149,379	\$ -	\$ 200,000	\$ 8,000	\$ 28,447	\$ 311,312	\$ 83,400	\$ 275,513	\$ 8,926,386	\$ 7,469,249

